

# Installation Guide



**TeamViewer**  
Pilot

Stand 26.10.2021

# Installation Guide TeamViewer Pilot

As an additional HelpDesk tool, we offer you the option of remote support. In order to be able to use this service, you have to install the freely accessible TeamViewer Pilot app on your mobile device (smartphone or tablet).

TeamViewer Pilot offers simple, fast and secure remote support using Augmented Reality in order to be able to identify and solve problems on your DREISTERN line quickly and worldwide if necessary.

On the following pages we will guide you through the TeamViewer Pilot installation process.

# Installation Guide TeamViewer Pilot

Open the corresponding page for Android or Apple devices by scanning the QR code or using the link below.



Google Play  
Store



<https://play.google.com/store/apps/details?id=com.teamviewer.pilot>



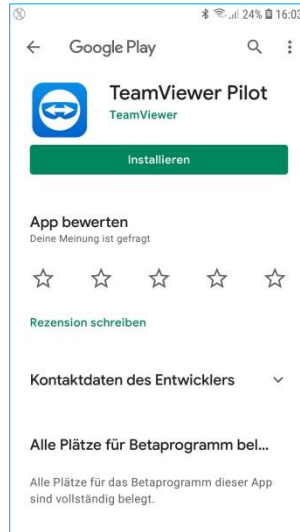
App Store



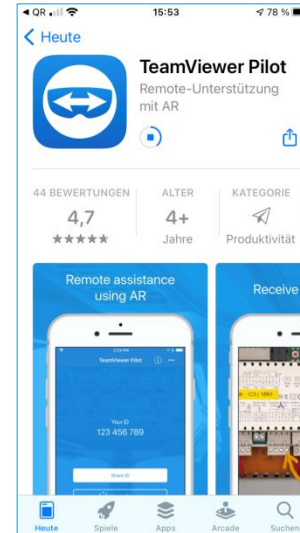
<https://apps.apple.com/app/teamviewer-pilot/id1436001042>

# Install App

## Android




## Apple

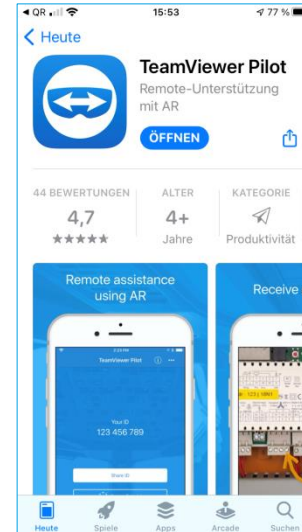


# Open App

## Android



## Apple

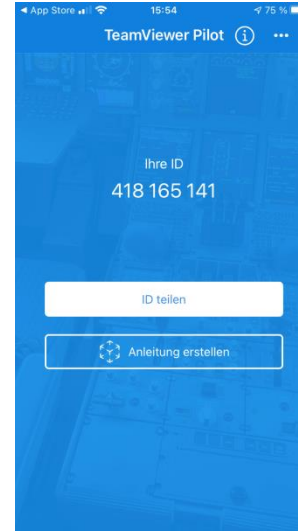


# State your ID to start the connection

## Android



## Apple



# Recommendation

We recommend using a headset for good communication.



Your contact for questions:

DREISTERN-Service

Service-Line

+49 7622 391-391

[service@dreistern.com](mailto:service@dreistern.com)